

**Apple and Pear Industry Fact Sheets  
VICTORIA 2004**

Victoria is the major grower of apples and pears in Australia

In 2004 it produced 33 per cent of Australia's apples and 87.5 per cent of the nation's pears

Northern Victoria - the Goulburn Valley area around Shepparton - produces around 85 per cent of the nation's pears and around 70 per cent of Australia's Nashi pears

An estimated 381 growers responded to the 2004 apple survey and 311 growers responded to the pear survey

Victorian orchards produced around 84,079 tonnes of apples in 2004 (down from 117,681 tonnes in 2003) and 121,178 tonnes of pears (up from 119,156 tonnes in 2003)

The major growing areas in Northern Victoria are around Shepparton, Kyabram, Tatura and Cobram. The major growing areas in Southern Victoria are Bacchus Marsh, Harcourt, Yarra Valley, Gippsland (including Pakenham), Officer, Warragul, Druin, East Gippsland (Bairnsdale), Mornington Peninsula and Portland

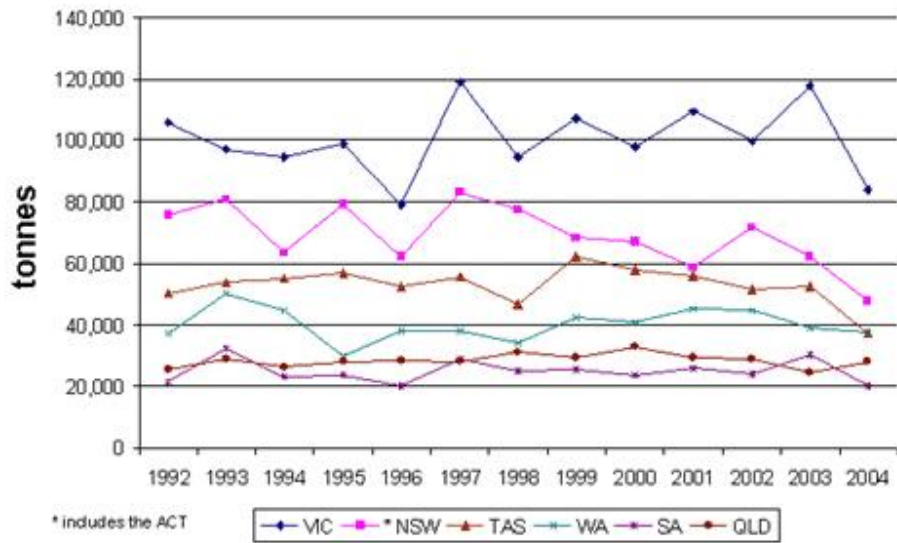
The main varieties of apples grown in this state during 2004 were Cripps Pink (28% of total tree numbers) - from which fruit may be sold using the trade mark name PINK LADY™, Granny Smith (16%), Galas (15%) and Cripps Red (11%) - from which fruit may be sold using the trade mark name SUNDOWNER™

In order of production volumes the main varieties were Granny Smith (33% of total production), Cripps Pink (24%) - from which fruit may be sold using the trade mark name PINK LADY™ and Golden Delicious (9%)

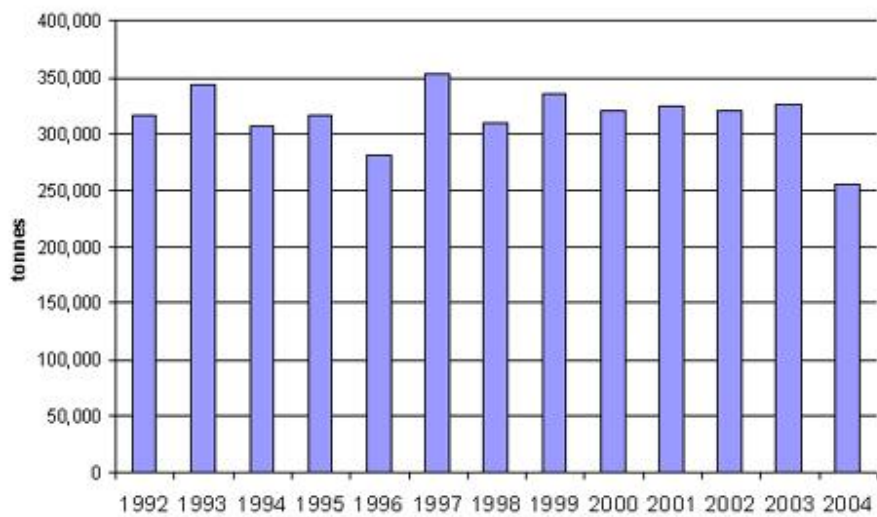
The main varieties making up new tree plantings in Victoria were Cripps Pink (25% of all new plantings) - from which fruit may be sold using the trade mark name PINK LADY™, Granny Smith (22%), Galas (18%) and Cripps Red (10%) - from which fruit may be sold using the trade mark name Sundowner™

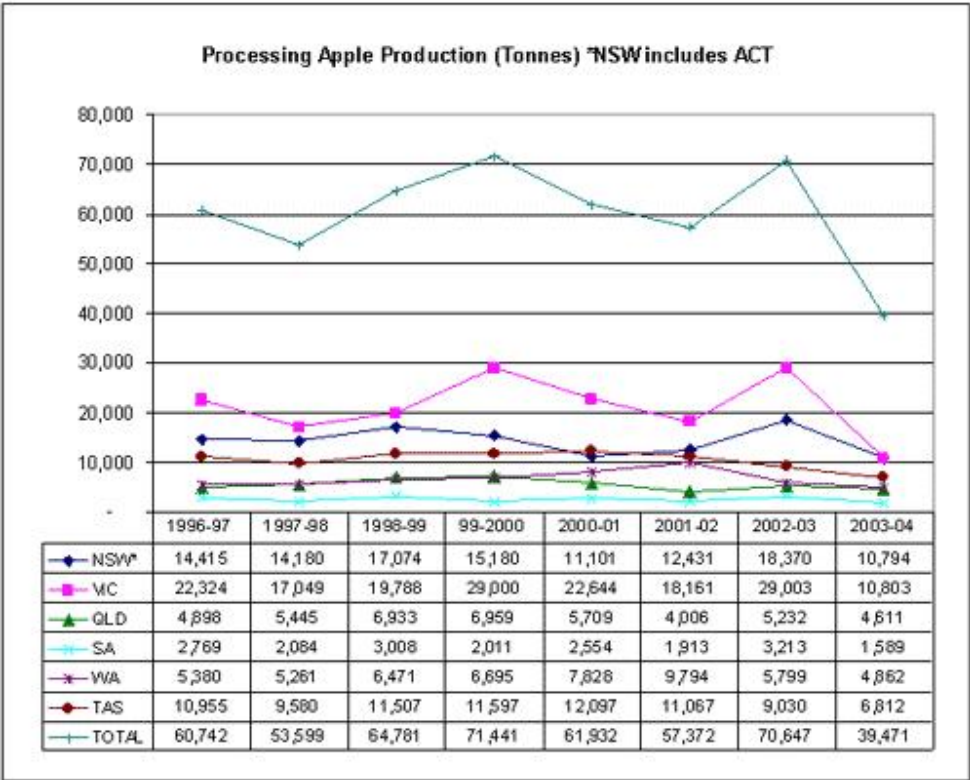
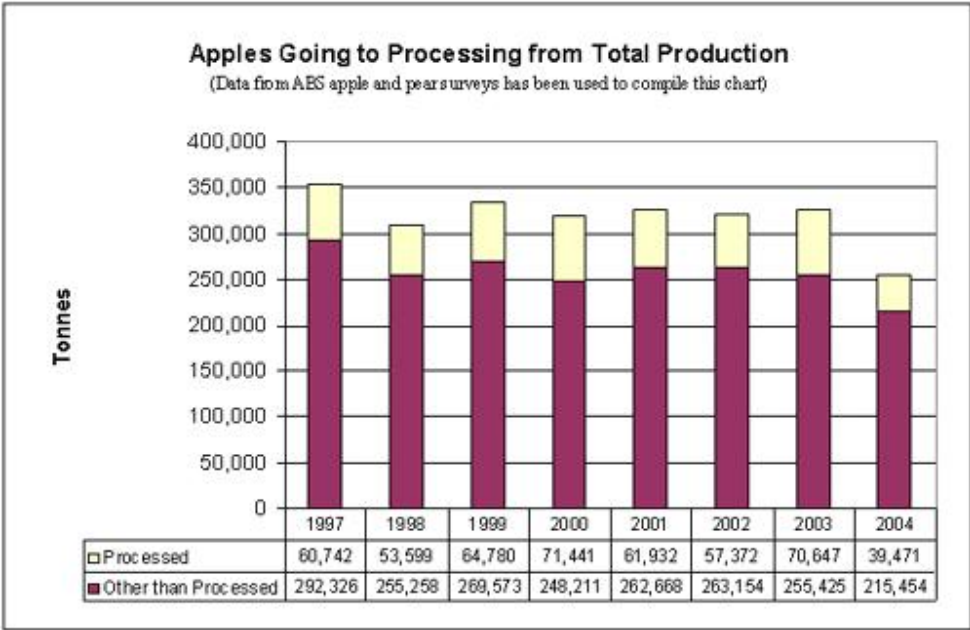
**Apple Production in Tonnes (Annual Surveys 1992 to 2004)**

### Apple Production by State per Year



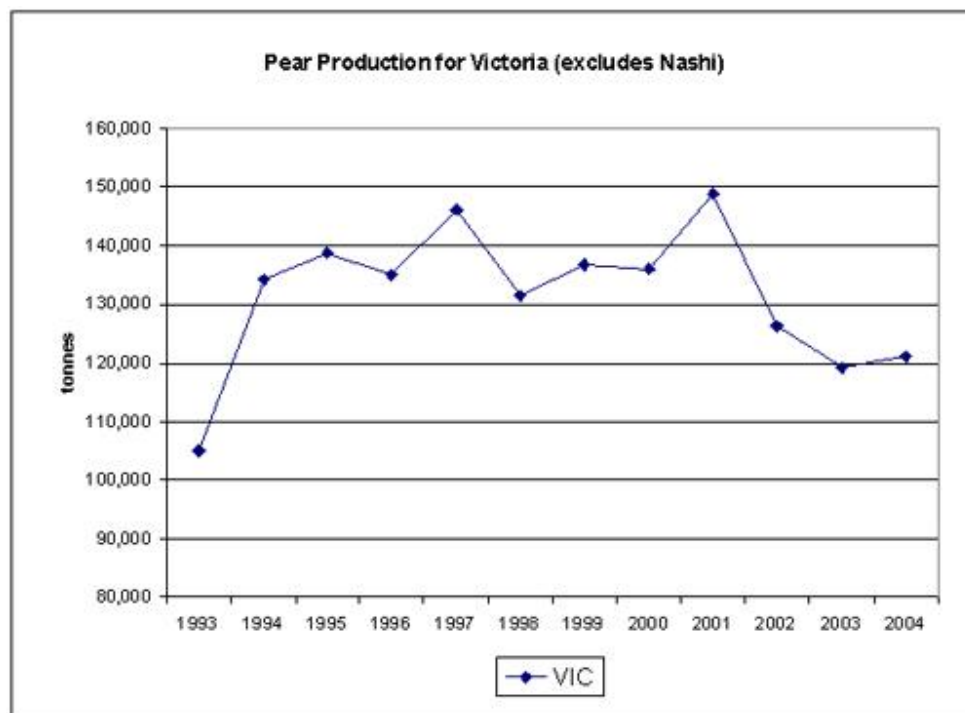
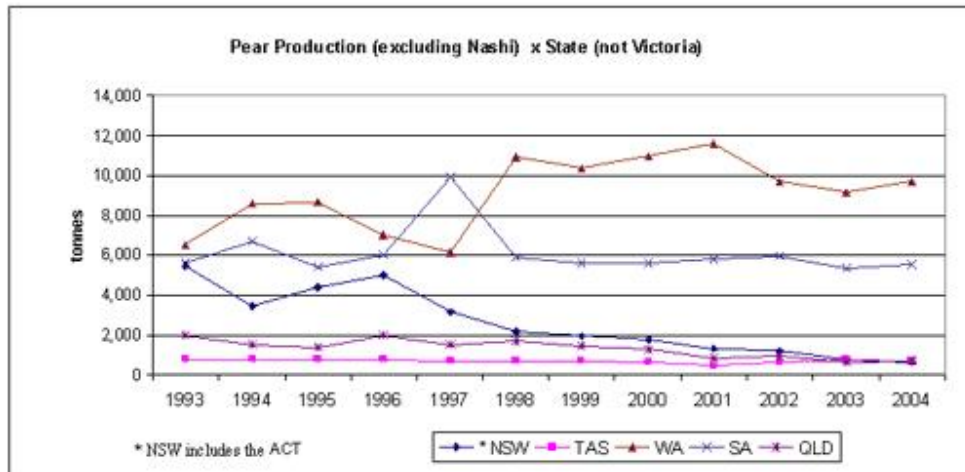
### Apple Production Totals (tonnes)





Data from ABS apple and pear surveys has been used to compile this chart

## Pear Production in Tonnes (Annual Surveys 1992 to 2004)



Data from ABS apple and pear surveys has been used to compile these charts