

**Apple and Pear Industry Fact Sheets  
NEW SOUTH WALES 2004**

NSW is Australia's second largest producer of apples growing 19 per cent of the nation's crop in 2004

It was the equal fourth producer of pears in 2004, growing 0.5% of the national output – the same as Queensland and Tasmania

NSW (including the ACT) produced 47,760 tonnes of apples (down from 62,302 in 2003), of which 10,794 tonnes was for processing

The major growing areas are Batlow and Orange, with smaller orchard districts at Bilpin, Forbes, New England and Picton

An estimated 219 growers responded to the 2004 apple survey and 85 growers responded to the pear survey

The main varieties of apples grown in NSW during 2004 were Delicious – Striped + Block Red (30% of total tree numbers), Galas (18%), Cripps Pink (15%) – from which fruit may be sold using the trade mark name PINK LADY™ and Fuji (14%)

In order of production volumes the main varieties were Delicious – Striped + Block Red (41% of total production), Cripps Pink (10%) and Galas (10%)

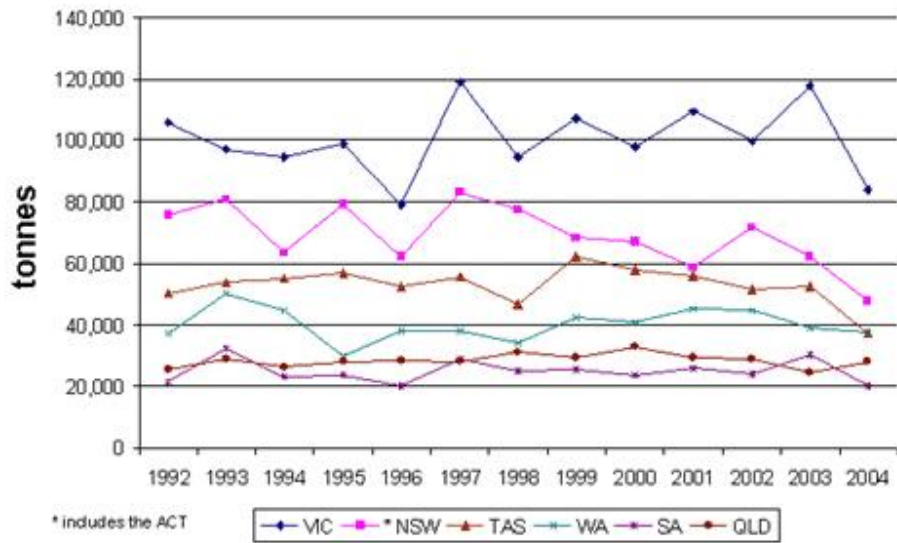
The main varieties making up new tree plantings in NSW were Cripps Pink (24% of all new plantings) – from which fruit may be sold using the trade mark name PINK LADY™, Delicious – Striped + Block Red (21%), Galas (17%), and Fuji (11%)

The Granny Smith apple originated in the Ryde area of Sydney in the late 19th century

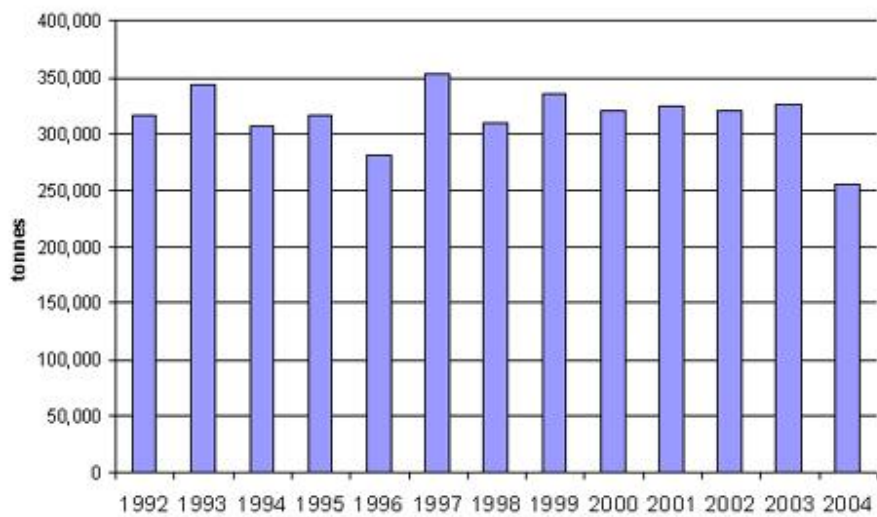
Apple orchards were first established in Batlow by a schoolteacher who planted a small number of trees. The industry flourished during and after the gold rush.

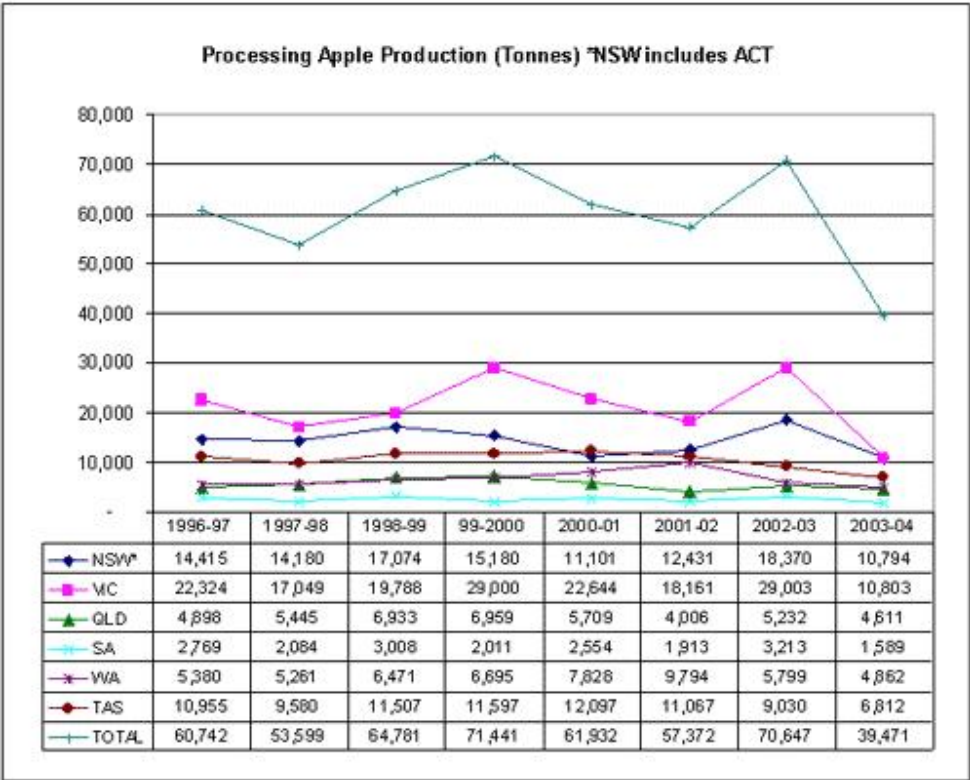
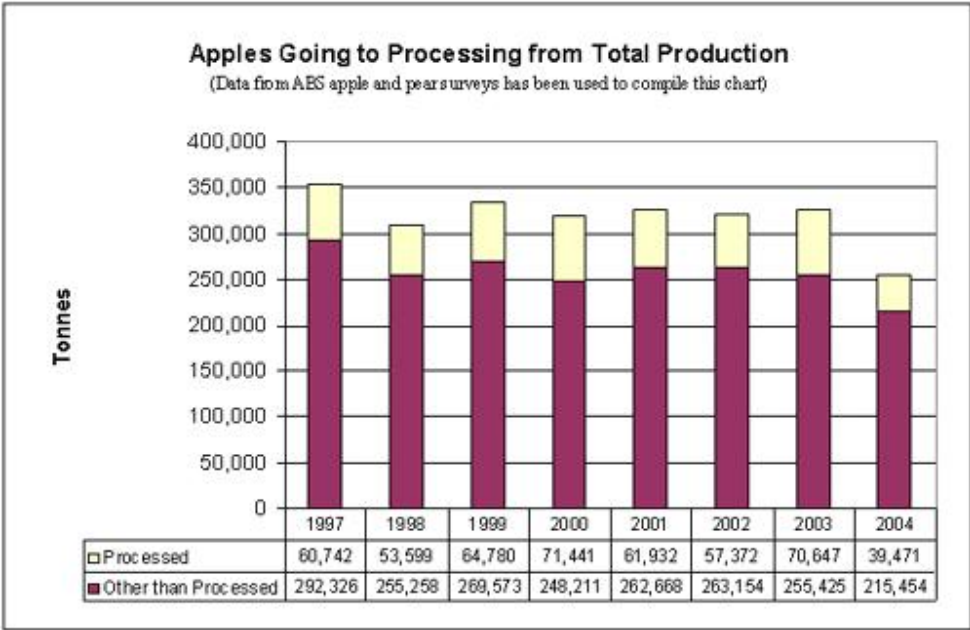
**Apple Production in Tonnes (Annual Surveys 1992 to 2004)**

### Apple Production by State per Year



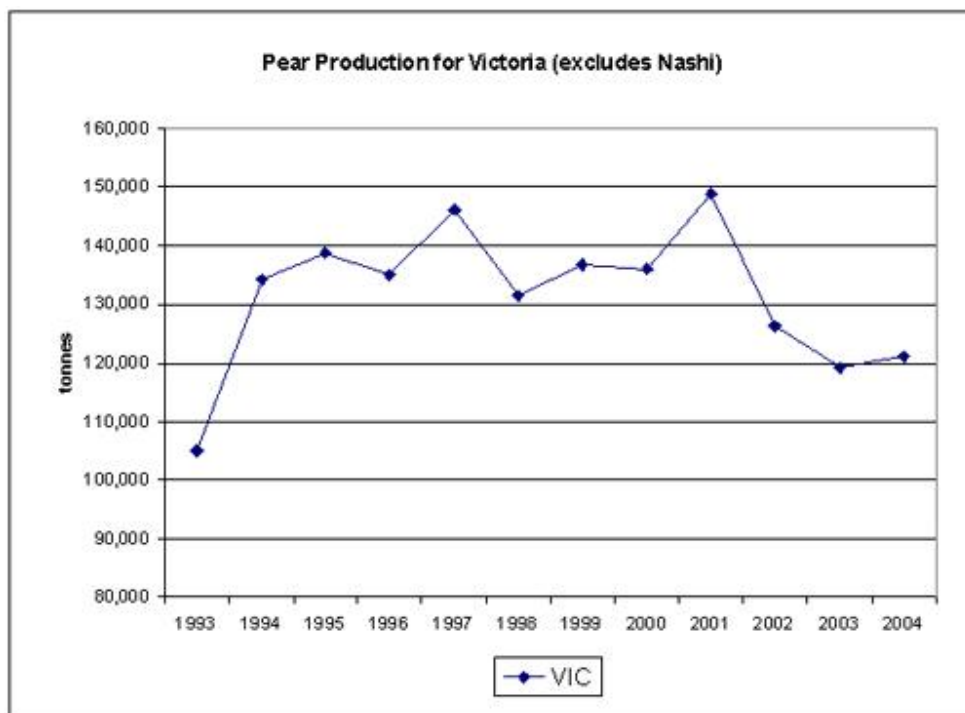
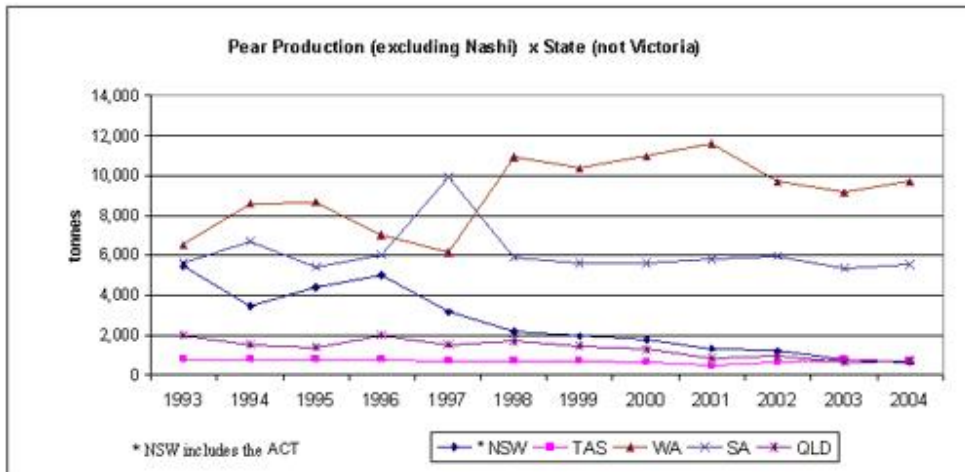
### Apple Production Totals (tonnes)





Data from ABS apple and pear surveys has been used to compile this chart

## Pear Production in Tonnes (Annual Surveys 1992 to 2004)



Data from ABS apple and pear surveys has been used to compile these charts