

Apple and Pear Industry Fact Sheets SOUTH AUSTRALIA 2004

South Australia grew around 8% of the nation's apple crop in 2004 and was the third largest producer of pears growing around 4% of the nation's crop

An estimated 145 growers responded to the 2004 apple survey and 118 growers responded to the pear survey

Apple production was around 20,172 tonnes (down from 30,137 tonnes in 2003) and pear production was around 5,536 tonnes (up from 5,385 tonnes in 2003)

There are three main growing areas - the Adelaide Hills (84 per cent of the State's crop), the South East (9 per cent) and the Riverland (7 per cent)

The South Australian industry has earned a reputation for pioneering innovation - it has led the way in growing new varieties on dwarfing root stocks to increase crop efficiency (such as Gala, Cripps Pink - from which fruit may be sold using the trade mark name PINK LADY™, Fuji and Cripps Red - from which fruit may be sold using the trade mark name SUNDOWNER™)

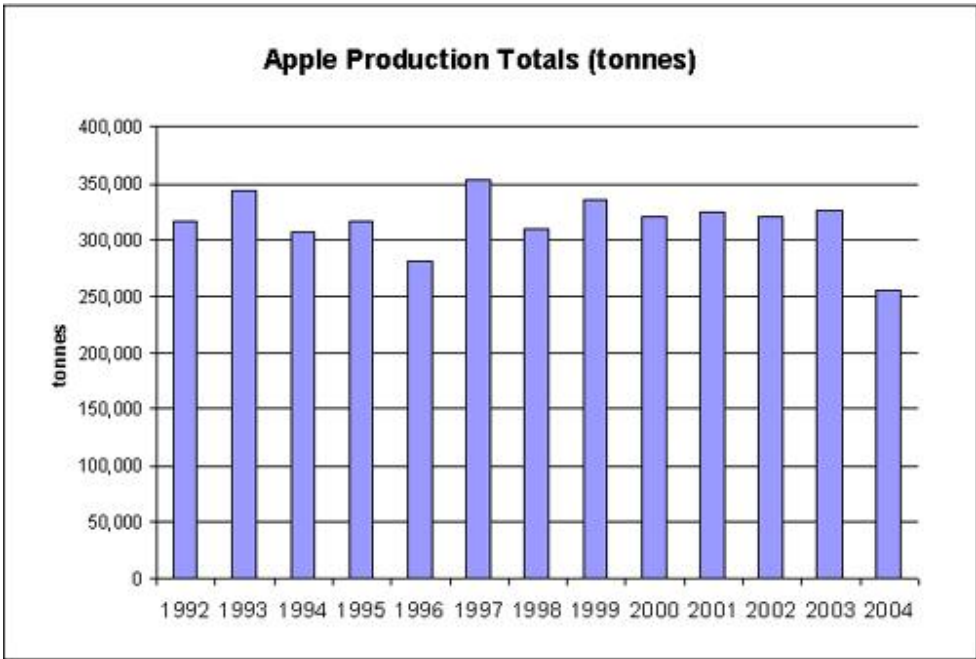
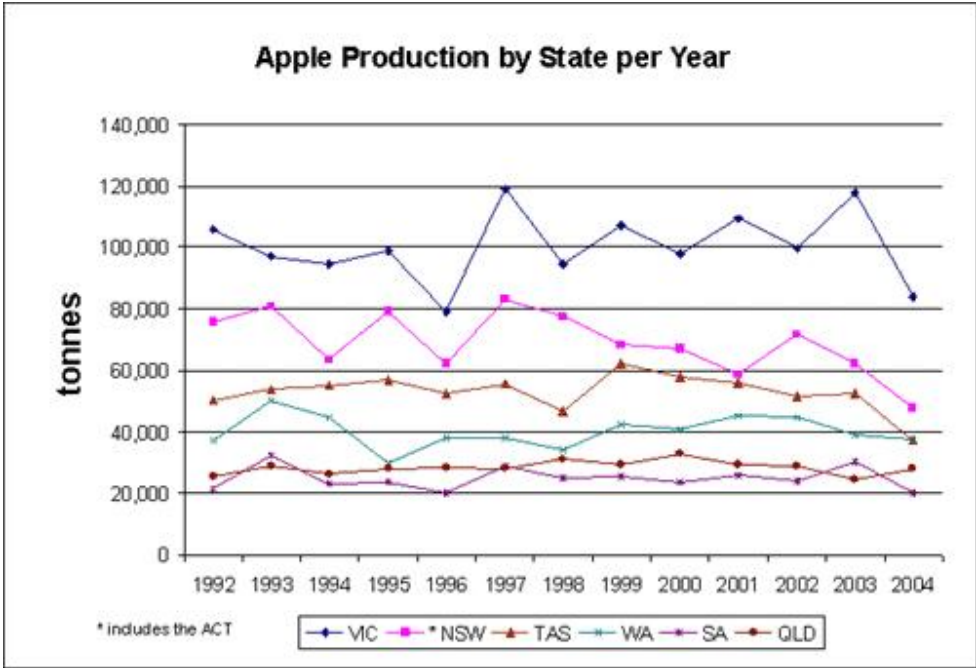
The apple and pear industries have played an important role in the history of South Australia - they were among the early industries established with the State's foundation in 1836

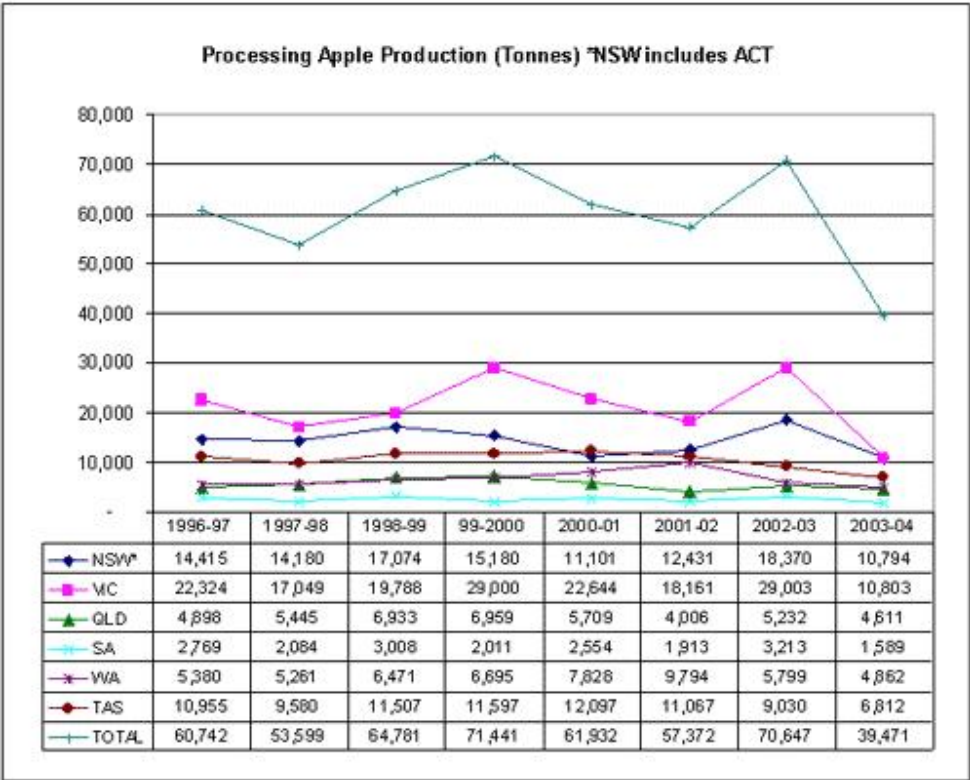
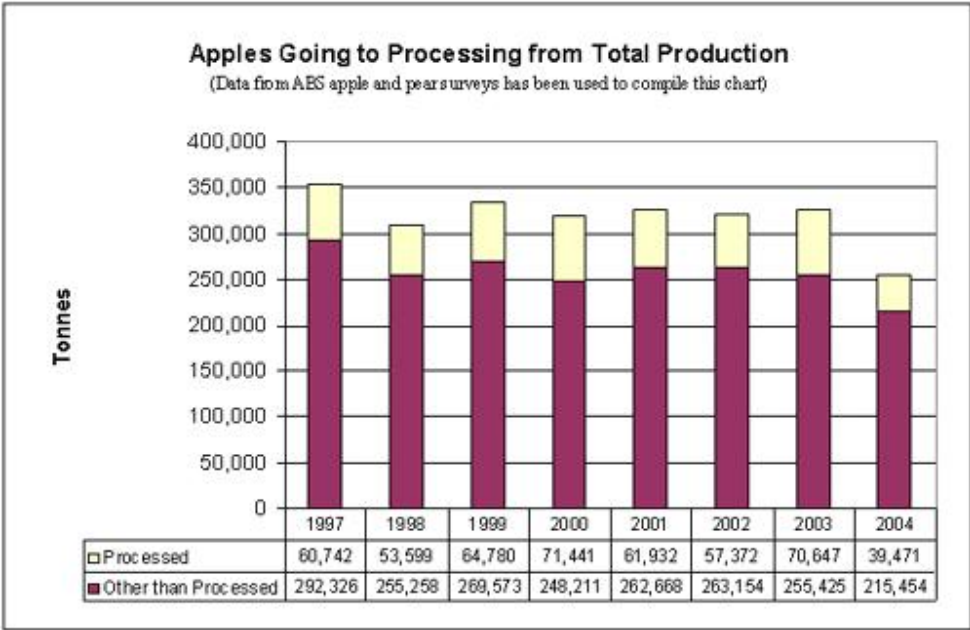
The main varieties of apples grown in this state during 2004 were Cripps Pink (32% of total tree numbers) - from which fruit may be sold using the trade mark name PINK LADY™, Galas (19%) and Fuji (12%)

In order of production volumes the main varieties were Cripps Pink (21% of total production) - from which fruit may be sold using the trade mark name PINK LADY™, Granny Smith (16%), Galas (14%) and Delicious - Striped + Block Red (13%)

The main varieties making up new tree plantings in South Australia were Cripps Pink (39% of all new plantings) - from which fruit may be sold using the trade mark name PINK LADY™, Galas (14%) and Granny Smith (16 %)

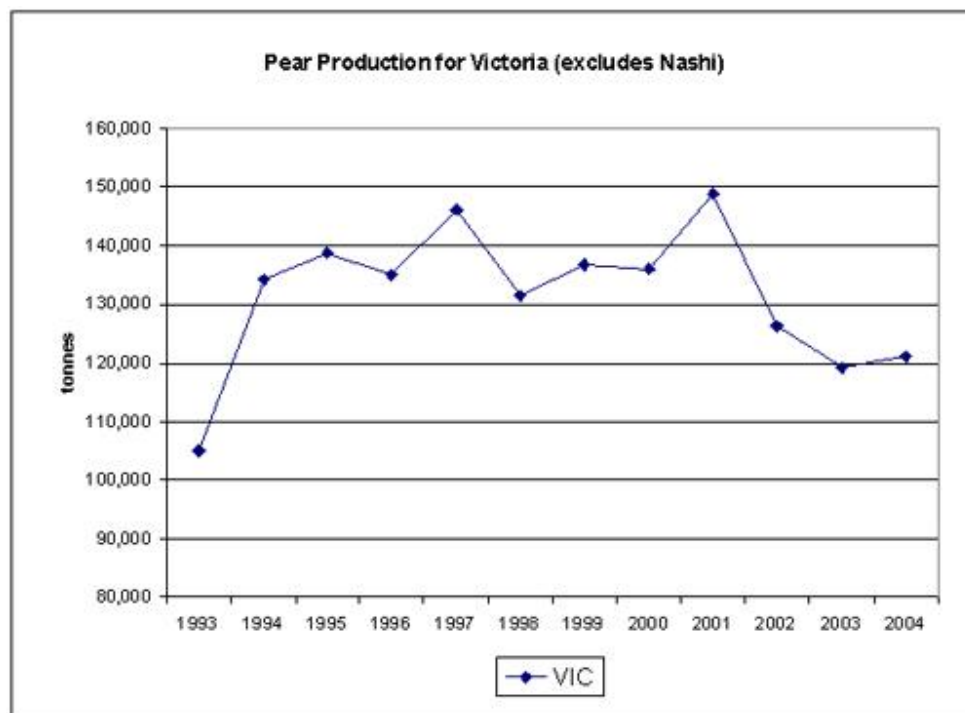
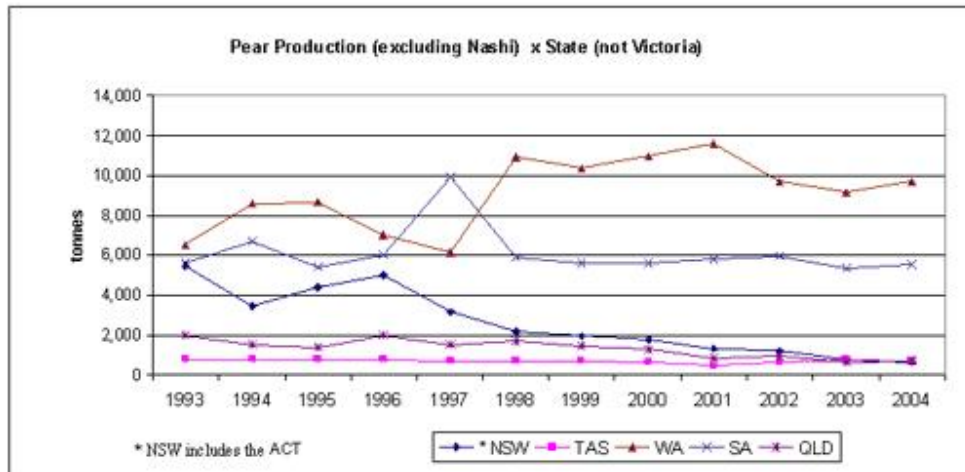
Apple Production in Tonnes (Annual Surveys 1992 to 2004)





Data from ABS apple and pear surveys has been used to compile this chart

Pear Production in Tonnes (Annual Surveys 1992 to 2004)



Data from ABS apple and pear surveys has been used to compile these charts